

Product Information Sheet

Anti-Tet-Repressor Antibodies

Special applications in molecular and cell biology



Product Description

The tetracycline (tet) regulatory system is widely used for selective target gene regulation in eukaryotic cells. MoBiTec now offers a unique set of polyclonal and monoclonal antibodies targeting the Tet-Repressor protein (TetR) for study of this popular system. These antibodies possess excellent binding properties and have been successfully tested for use in ELISA, Western blot and immunofluorescence assays. Two options for the monoclonal antibodies are offered. First an optimized mix consisting of two different epitope-specific monoclonal antibodies (TET02), and second a single monoclonal antibody, which can be used for immunofluorescence microscopy (TET03). The rabbit polyclonal antibody (TET01) can be used in all three above-mentioned applications. These antibodies provide an excellent new tool for elucidating the tet regulatory system.

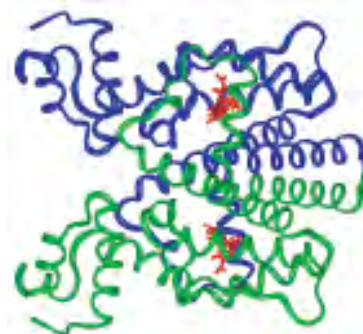


Fig.1: Structure of the Tet-Repressor (D)-[tc•Mg]⁺ complex.⁷ The folding of the polypeptide chain is represented by a ribbon diagram. The subunits are shown in different colors. Illustration provided by Dr. E. Pook, Institute of Microbiology and Biochemistry, University of Erlangen-Nürnberg, Germany.

Summary of the three antibodies

	TET01	TET02	TET03
Type	Rabbit polyclonal IgG	monoclonal IgG1;K mix	monoclonal IgG1;K
Immunogen	TetR(B)-tetO	TetR(B)-tetO	TetR(B)-tetO
Purification	Affinity purified via Protein G columns	Affinity purified via Protein A or G columns	Affinity purified via Protein A or G columns
Epitope	-	TetR(B): Amino acid # 84 - 98 Amino acid # 26 -53	TetR(B): Amino acid # 37 - 44
Reconstitution in	200 µl dest. H ₂ O	100 µl dest. H ₂ O	100 µl dest. H ₂ O
Working dilution for immunofluorescence	n.d.	n.d.	1:100 - 1:500
Working dilution for Western blots and ELISA	1:1000	1:500 - 1:2000	1:1000
Detection limit ELISA	0.2 ng	20 - 50 pg	n.d.
Detection limit Western Blot	0.8 ng	0.8 - 1.0 ng	5 ng

Product Information Sheet

Anti-Tet-Repressor Antibodies

Special applications in molecular and cell biology



Features

- Prime tool for studying tet regulatory systems in eukaryotic cells
- Suited for ELISA, Western blots and immunofluorescence
- Excellent binding properties
- Monoclonal IgG1; κ
- Polyclonal rabbit IgG
- Immunogen: TetR(B)-tetO
(Accession no. P04483)
- Tet-Repressor positive control protein also available

Perfectly suited for detection of:

- Tet-Repressor (TetR)
- Fusion protein (TetR-Fusion)
- Tetracycline responsive transactivator (tTA)
- reverse tetracycline responsive transactivator (rtTA) including derivatives like rtTA-S or rtTA-M

Examples of different application

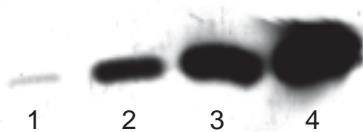


Fig.2: Western Blot of polyclonal anti-TetR, diluted 1:1000, with different amounts of Tet-Repressor. Lane 1: 0.8 ng TetR; Lane 2: 4 ng TetR; Lane 3: 20 ng TetR; Lane 4: 100 ng TetR.

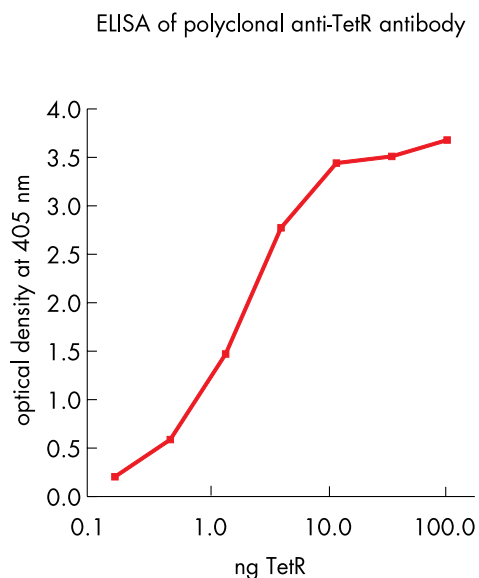


Fig.3: ELISA of polyclonal anti-TetR antibody. Wells were coated with TetR(B) overnight, blocked with 3% BSA and 0.05% Tween20 for 3 h at 37°C, incubated with anti-TetR (diluted 1:1000) for 1 h at 37°C followed by 1 h at 37°C with Protein A-alkaline-phosphatase. Substrate: 2 mg/ml para-nitrophenyl-phosphate in diethanolamine. Absorption measured at 405 nm.

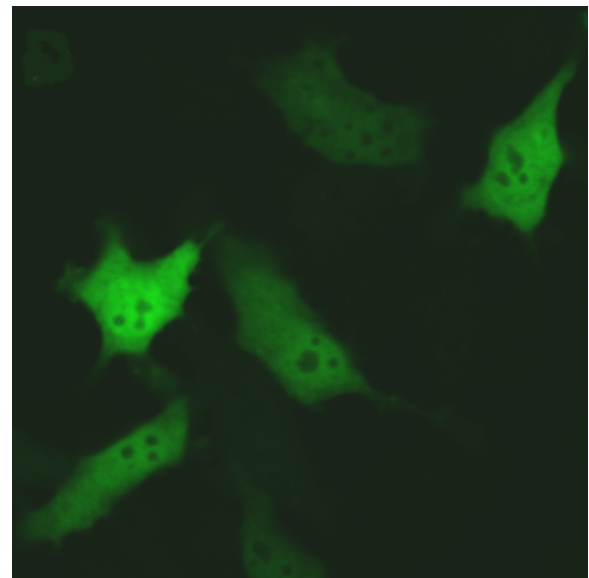


Fig.4: HeLa cells transfected with the plasmid pUHD15-1 (TetOFF). Monoclonal anti-TetR antibodies and secondary goat anti-mouse antibodies labeled with Alexa Fluor® 488 were used to stain TetOFF repressor protein.



Product Information Sheet

Anti-Tet-Repressor Antibodies

Special applications in molecular and cell biology



Order information, shipping & storage

Order No.	Description	Amount
TET01S	Anti-Tet-Repressor, polyclonal rabbit, lyophilized, Sample Size	600 µg
TET01	Anti-Tet-Repressor, polyclonal rabbit, lyophilized	3 mg
TET02	Anti-Tet-Repressor, monoclonal mouse IgG1 mix, lyophilized	1 mg
TET03	Anti-Tet-Repressor, monoclonal mouse IgG1, lyophilized	50 µg
TETR1	Tet-Repressor protein (23 kDa) positive control	1 µg

shipped at RT; store at 4°C; *200 µl have been lyophilized

Per Ordinare il prodotto

Duotech srl

Via Monte Spluga 31 20021 Baranzate (MI)
tel. 02.33106630 fax 02.33106640
www.duotech.it info@duotech.it

LISTINO PREZZI

TET01 Anti-Tet-Repressor, polyclonal rabbit, lyophilized 3mg/200 µl Euro 590,00

TET01s Anti-Tet-Repressor, polyclonal rabbit, 600 ug Euro 180,00

TET02 Anti-Tet-Repressor, monoclonal mouse IgG1 mix, lyophilized 1 mg Euro 650,00

TET03 Anti-Tet-Repressor, monoclonal mouse IgG1, lyophilized 50 µg Euro 310,00

TETR1 Tet-Repressor protein (23 kDa) positive control 1 µg Euro 180,00



MoBiTec GmbH

Lotzestrasse 22a, 37083 Goettingen

Internet: www.mobitec.com

E-mail: info@mobitec.com

Phone: +49(0)551-70722-0

Fax: +49(0)551-70722-22



We think harder - you work less!

Tet regulatory system:

- Pook E, Grimm S, Bonin A, Winkler T, Hillen W. (1998): Affinities of mAbs to Tet repressor complexed with operator or tetracycline suggest conformational changes associated with induction. *Eur J Biochem.* 1998 Dec 15;258(3):915-22.
- Hillen W, Berens C. (1994): Mechanisms underlying expression of Tn10 encoded tetracycline resistance. *Annu Rev Microbiol.* 1994;48:345-69.
- Gatz C. (1995): Novel inducible/repressible gene expression systems. *Methods Cell Biol.* 1995;50:411-24.
- Mayford M, Bach ME, Huang YY, Wang L, Hawkins RD, Kandel ER. (1996): Control of memory formation through regulated expression of a CaMKII transgene. *Science.* 1996 Dec 6;274(5293):1678-83.
- Hwang JJ, Scuric Z, Anderson WF. (1996): Novel retroviral vector transferring a suicide gene and a selectable marker gene with enhanced gene expression by using a tetracycline-responsive expression system. *J Virol.* 1996 Nov;70(11):8138-41.
- Gossen M, Freundlieb S, Bender G, Muller G, Hillen W, Bujard H. (1996): Transcriptional activation by tetracyclines in mammalian cells. *Science.* 1995 Jun 23;268(5218):1766-9.
- Hinrichs W, Kisker C, Duvel M, Muller A, Tovar K, Hillen W, Saenger W (1994): Structure of the Tet repressor-tetracycline complex and regulation of antibiotic resistance. *Science.* 1994 Apr 15;264(5157):418-20.

References with Tet antibodies

- Marti F, Xu CW, Selvakumar A, Brent R, Dupont B, King PD. (1998): LCK-phosphorylated human killer cell-inhibitory receptors recruit and activate phosphatidylinositol 3-kinase. *Proc Natl Acad Sci U S A.* 1998 Sep 29;95(20):11810-5.
- Freundlieb S, Schirra-Muller C, Bujard H. (1999): A tetracycline controlled activation/repression system with increased potential for gene transfer into mammalian cells. *J Gene Med.* 1999 Jan-Feb;1(1):4-12.
- Urlinger S, Baron U, Thellmann M, Hasan MT, Bujard H, Hillen W. (2000): Exploring the sequence space for tetracycline-dependent transcriptional activators: novel mutations yield expanded range and sensitivity. *Proc Natl Acad Sci U S A.* 2000 Jul 5;97(14):7963-8.
- Meissner M, Brecht S, Bujard H, Soldati D. (2001): Modulation of myosin A expression by a newly established tetracycline repressor-based inducible system in *Toxoplasma gondii*. *Nucleic Acids Res.* 2001 Nov 15;29(22):E115.
- Lorenz P, Koczan D, Thiesen HJ (2001): Transcriptional repression mediated by the KRAB domain of the human C2H2 zinc finger protein Kox1/ZNF10 does not require histone deacetylation. *Biol Chem.* 2001 Apr;382(4):637-44.
- Fiedler M, Skerra A (2001): proBA complementation of an auxotrophic *E. coli* strain improves plasmid stability and expression yield during fermenter production of a recombinant antibody fragment. *Gene.* 2001 Aug 22;274(1-2):111-8.
- Stebbins MJ, Urlinger S, Byrne G, Bello B, Hillen W, Yin JC (2001): Tetracycline-inducible systems for *Drosophila*. *Proc Natl Acad Sci U S A.* 2001 Sep 11;98(19):10775-80. Epub 2001 Aug 21.
- David KM, Perrot-Rechenmann C (2001): Characterization of a tobacco Bright Yellow 2 cell line expressing the tetracycline repressor at a high level for strict regulation of transgene expression. *Plant Physiol.* 2001 Apr;125(4):1548-53.
- Reeves PJ, Callewaert N, Contreras R, Khorana HG (2002): Structure and function in rhodopsin: high-level expression of rhodopsin with restricted and homogeneous N-glycosylation by a tetracycline-inducible N-acetylglucosaminyltransferase I-negative HEK293S stable mammalian cell line. *Proc Natl Acad Sci U S A.* 2002 Oct 15;99(21):13419-24. Epub 2002 Oct 7.
- Kamper MR, Gohla G, Schluter G (2002): A novel positive tetracycline-dependent transactivator (rtTA) variant with reduced background activity and enhanced activation potential. *FEBS Lett.* 2002 Apr 24;517(1-3):115-20.
- Krueger C, Berens C, Schmidt A, Schnappinger D, Hillen W (2003): Single-chain Tet transregulators. *Nucleic Acids Res.* 2003 Jun 15;31(12):3050-6.
- Czauderna F, Santel A, Hinz M, Fechtner M, Durieux B, Fisch G, Leenders F, Arnold W, Giese K, Klippel A, Kaufmann J (2003): Inducible shRNA expression for application in a prostate cancer mouse model. *Nucleic Acids Res.* 2003 Nov 1;31(21):e127.
- Leenders F, Mopert K, Schmiereknecht A, Santel A, Czauderna F, Aleku M, Penschuck S, Dames S, Sternberger M, Rohl T, Wellmann A, Arnold W, Giese K, Kaufmann J, Klippel A (2004): PKN3 is required for malignant prostate cell growth downstream of activated PI 3-kinase. *EMBO J.* 2004 Aug 18;23(16):3303-13. Epub 2004 Jul 29.
- Das AT, Zhou X, Vink M, Klaver B, Verhoef K, Marzio G, Berkhout B (2004): Viral evolution as a tool to improve the tetracycline-regulated gene expression system. *J Biol Chem.* 2004 Apr 30;279(18):18776-82. Epub 2004 Feb 2.
- Rupp B, Ruzsics Z, Sacher T, Koszinowski UH (2005): Conditional cytomegalovirus replication in vitro and in vivo. *J Virol.* 2005 Jan;79(1):486-94.
- Markusic D, Oude-Elferink R, Das AT, Berkhout B, Seppen J (2005): Comparison of single regulated lentiviral vectors with rtTA expression driven by an autoregulatory loop or a constitutive promoter. *Nucleic Acids Res.* 2005 Apr 4;33(6):e63.
- Osada M, Park HL, Nagakawa Y, Yamashita K, Fomenkov A, Kim MS, Wu G, Nomoto S, Trink B, Sidransky D (2005): Differential recognition of response elements determines target gene specificity for p53 and p63. *Mol Cell Biol.* 2005 Jul;25(14):6077-89.
- Ito T, Hashimoto Y, Tanaka E, Kan T, Tsunoda S, Sato F, Higashiyama M, Okumura T, Shimada Y (2006): An inducible short-hairpin RNA vector against osteopontin reduces metastatic potential of human esophageal squamous cell carcinoma in vitro and in vivo. *Clin Cancer Res.* 2006 Feb 15;12(4):1308-16.
- Cai D, Byth KF, Shapiro GI (2006): AZ703, an imidazo[1,2-a]pyridine inhibitor of cyclin-dependent kinases 1 and 2, induces E2F-1-dependent apoptosis enhanced by depletion of cyclin-dependent kinase 9. *Cancer Res.* 2006 Jan 1;66(1):435-44.

**MoBiTec GmbH**

Lotzestrasse 22a, 37083 Goettingen

Internet: www.mobitec.comE-mail: info@mobitec.com

Phone: +49(0)551-70722-0

Fax: +49(0)551-70722-22

**We think harder - you work less!**